

# BELL SURFACE MOUNT



## TECHNICAL DATA

### Material & Finish

Hand-painted, paper pulp body and shade.  
Nickel plated brass fittings. Twisted, braided flex.

### Dimension & Weight

Ø17.5cm, H. 27.7cm, 0.5kg

### Mounting

Ceiling mount footprint: Ø12.5cm

### IP Rating

IP20

### Lamp type & wattage

- Lamp holder: E27 (UK/EU) or E26 (US)
- Max 15W LED (bulb not included)
- Dimmable (if used with compatible dimming controls and bulbs)

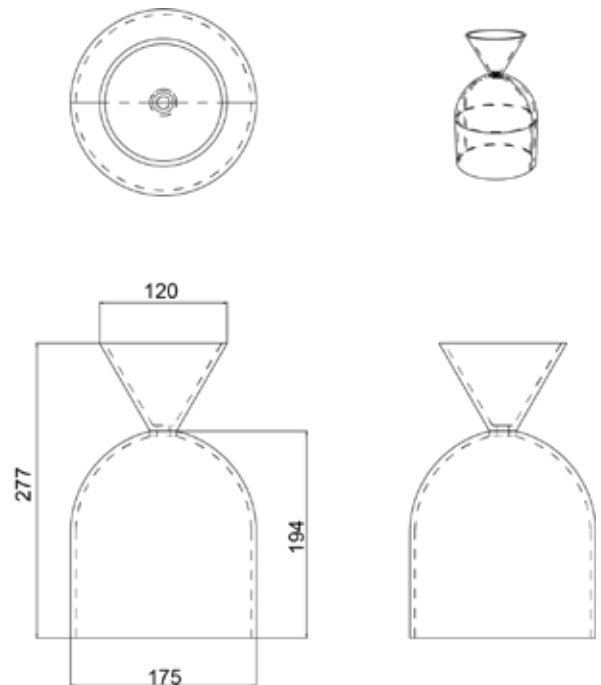
### Cleaning

Lightly dust or wipe clean with a soft, dry cloth.

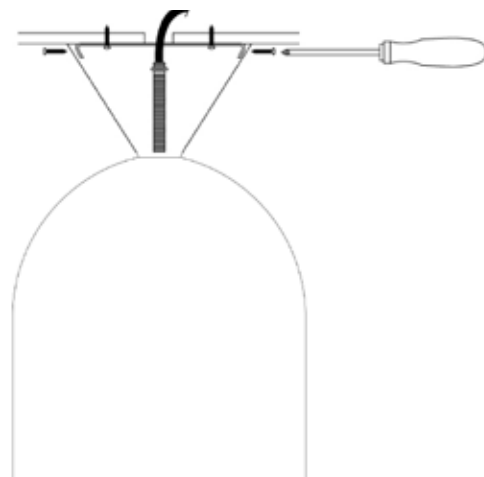
### Application

Indoor use only. Not suitable for humid environments.

## DIMENSIONAL DRAWING



## CEILING FITTING





CELADON



CELADON/CITRINE



BRICK



CLOVE



CITRINE



SERPENT



flex colour



flex colour



flex colour



flex colour



flex colour



flex colour




shade interior



shade interior



shade interior



shade interior



shade interior



shade interior

All ceiling light designs are available in the above finishes with corresponding flex for pendants. The shade interior colour refers to the colour on the underside or inside of the shade.

# PALEFIRE



4 WINCHESTER HOUSE  
LONDON SW9 6EJ

PALEFIRESTUDIO.COM  
INFO@PALEFIRESTUDIO.COM