

BELL PENDANT



TECHNICAL DATA

Material & Finish

Hand-painted, paper pulp body and shade. Nickel plated brass fittings. Twisted, braided flex.

Dimension & Weight

Ø17.5cm, H.27.5cm adjustable up to 2m, 0.7kg

Mounting

Ceiling mount footprint: Ø12.5cm

IP Rating

IP20

Lamp type & wattage

- Lamp holder: E27 (UK/EU) or E26 (US)
- Max 15W LED (bulb not included)
- Dimmable (if used with compatible dimming controls and bulbs)

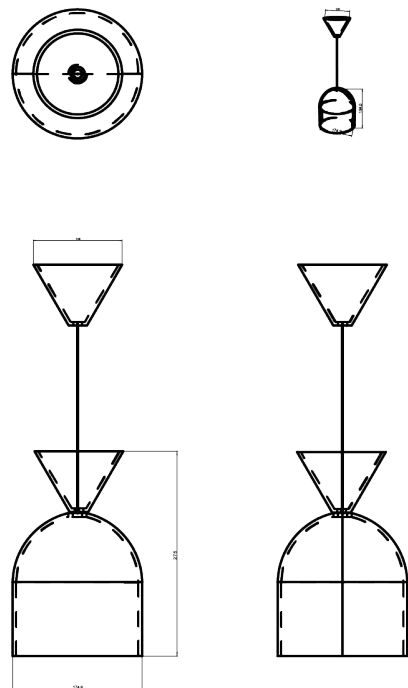
Cleaning

Lightly dust or wipe clean with a soft, dry cloth.

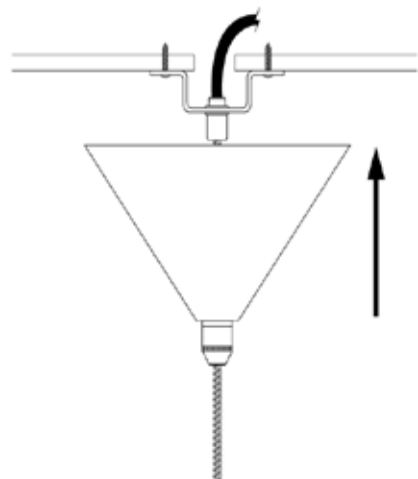
Application

Indoor use only. Not suitable for humid environments.

DIMENSIONAL DRAWING



CEILING FITTING





CELADON



CELADON/CITRINE



BRICK



CLOVE



CITRINE



SERPENT



flex colour



flex colour



flex colour



flex colour




flex colour




flex colour




shade interior



shade interior



shade interior



shade interior



shade interior



shade interior

All ceiling light designs are available in the above finishes with corresponding flex for pendants. The shade interior colour refers to the colour on the underside or inside of the shade.

PALEFIRE



4 WINCHESTER HOUSE
LONDON SW9 6EJ

PALEFIRESTUDIO.COM
INFO@PALEFIRESTUDIO.COM